

# Nursery Springfield Primary School





Our curriculum drivers are evident throughout our planning and drive our curriculum.

## 1. Community and Real Life Experience

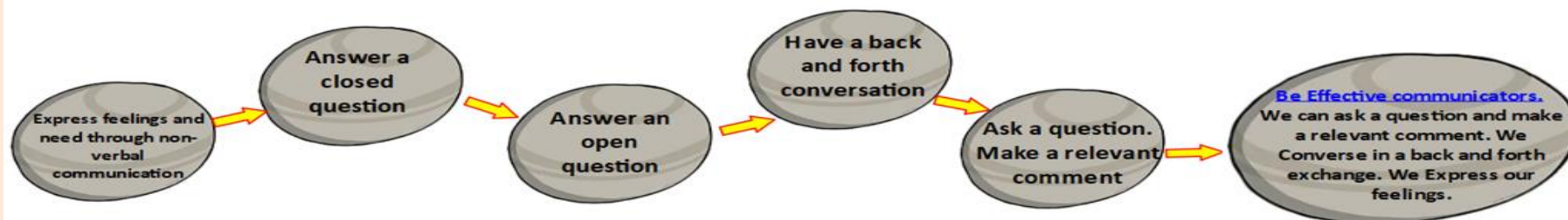
## 2. Effective and Respectful Communicators

## 3. Achieving Success Together

Term: Spring 2	Theme: <b>Going Wild</b>	Teacher: <b>Ms Mathews</b> T. Assistant: <b>Mrs. Ryan/Mrs. Baraksai</b>	<div>Nursery Parents Library</div> <div>Wednesday morning and Wednesday afternoon</div> <div>Please remember your book.</div> <div>PARENTS AND CHILDREN</div> <div></div> <div>Maths Workshop: Just a reminder that the <b>Maths Workshop</b> will continue every <b>Monday morning at 8:45-9:15am.</b></div> <div><b>WOW WALL:</b> please can you share any wow moments on our wow tree in the nursery corridor, this can be any achievement your child is making at home that you would like to celebrate with us.</div> <div>PLEASE make sure that all items of clothes including jumpers, coats, bags and water bottles are labelled with your child's name. Thank you</div>
Key Questions: What can you see? Which colours can you see? Where is the animal? How does it move? How can you help the plants grow?	 Each day at Nursery, we play indoors and outdoors so we must remember to bring our coats. When we arrive at the Nursery, we hang our coat up in the cloakroom, find our name and put our name on the registration board. After self-registration we put our picture on the learning board, to choose where we would like to play. In-group time we have focused teaching where we read a selection of fiction and non-fiction books, learn to count, sing songs and recognise letters and sounds needed to help us learn.		
PRIME AREAS	SPECIFIC AREAS		
<b>COMMUNICATION AND LANGUAGE</b> By the end of this half term we will have talked about the things we could see in books, pictures and the natural environment. We will have learned about action words and will have acted out the movement words we know. We will have explored prepositions as we place the toy animals in the play jungle. We will have made different animal and action sounds with our voices.	<b>LITERACY</b> By the end of this half term we will have listened to the story of 'Rumble in the Jungle, Dear Zoo, The Very Hungry Caterpillar, Jack and the Beanstalk, We're Going on a Bear Hunt and Handa's Surprise'. We will have learnt different animals' names and acted out different animals, using role play masks and toys in our jungle explorer role play area. We will have discovered different rhymes and poems about the animals. We will have shown some understanding that some words start with the same letters and spotted which animal names have the same initial sound. We will have talked about our pictures and we will begin to write some of the letters from the animal names using our jungle clipboards.		
<b>PHYSICAL DEVELOPMENT</b> By the end of this half term we will have moved in different ways and learned how animals move. We will have used the outdoor area to ride bikes, climb and use bats and balls. We will use our hand to eye coordination skills when we use small tools such as tweezers, scissors and mark making equipment. We will learn about oral health and why it is so important. We will have built with large blocks to create our role play safari jeep outdoors.	<b>Mathematics</b> By the end of this half term we will be able to sort different animals according to their size. We will have developed fast recognition of up to 3 objects. We will be able to confidently count to 10. We will be able to link numerals to amounts up to 5. We will be able to talk about 2d shapes using informal and mathematical language 'round, flat, corners'. We will be learning to use positional language when discussing familiar routes or pictures, such as under, in front of.		
<b>PERSONAL, SOCIAL, EMOTIONAL DEVELOPMENT</b> By the end of this half term we will have learnt about sharing equipment and toys with our friends. We will have talked about what we and our friends like and how it makes us feel when we are kind to others.	<b>UNDERSTANDING THE WORLD</b> By the end of this half term we will have observed plants and played in our role play garden centre in our outdoor area. We will have learned the different parts of plants and grown our own plants. We will have looked carefully at the unique features of some animals and noticed the differences and similarities.		
	<b>EXPRESSIVE ARTS AND DESIGN</b> By the end of this half term we will have observed how different animals move and imitated their movements and sounds as we joined in songs and stories. We will have looked carefully at the patterns on different animals and tried to create the shapes and colours we saw through painting, printing and collage activities. We will have used animal puppets to create our own stories and made a variety of wild animals using our handprints.		

How can Parents help at home this term?

1. Support your child in achieving their curricular goal



2. Talk about the wild animals

What animals can you see? What colour are the animals? What noises do you think the animals make? Can you draw a picture of one of the animals?



3. Shape hunt

Can you see how many shapes you can spot when you are outside?

This could be: -

- On your walk to school
- Playing on a park
- Walking to the shops

